

# Downloading MyStorPal



The image shows the MyStorPal login interface. At the top is the MyStorPal logo, which consists of a stylized server rack icon above the text "MyStorPal™". Below the logo are two input fields: "Email Address" and "Password". The "Email Address" field is a rounded rectangle with the text "Email Address" inside. The "Password" field is a rounded rectangle with the text "Password" inside and a small eye icon on the right side. Below the password field is a "Remember me" checkbox (a small green square) and a "Forgot password?" link. A large green "Sign In" button is centered below the input fields. At the bottom of the screen, there is a link that says "Don't have an account? Sign Up". A black arrow points from the "Sign Up" link to the right, towards the text box.

- Find MyStorPal by XPS Solutions in the iOS App Store or Google Play Store and Select/Install, then Open. MyStorPal is configured to work best with factory size settings on mobile phones.
- Click the Sign Up link at the bottom of the screen.

# Finding your facility

< SEARCH STORAGE FACILITIES

Facility Location

City

City

State(\*) ZIP(\*)


State ZIP

Search


FACILITY RESULTS

Technical assistance [844-977-8727](tel:844-977-8727)

Click "Find my storage unit", then enter the zip code of your rental facility.



Choose your storage facility from the list and click Select.



SEARCH STORAGE FACILITIES

Facility Location

City

City

State(\*) ZIP(\*)

State 85748

Search

FACILITY RESULTS

Your Self Storage	Select
1111 E Test Tucson, AZ, 85748	
Your Self Storage	Select
111 E Test Tucson, AZ, 85748	
Your Self Storage	Select
1112 E CAMPBELL RD Tucson, AZ, 85748	

# Link to your account

<

**LINK ACCOUNT**

Let's link your account with Your Self Storage

**Registered Tenant Information**

Phone Number

Phone Number

**Link Storage Account**

Not You or Having Trouble? [Try Again](#)

or

call [844-977-8727](tel:844-977-8727) for assistance

Enter the phone number on your account, then click “Link Storage Account”.

\*Pro tip for Android users - If you don't see the green Link Storage Account button, you may need to click on the white space or press Done on your keypad to close it.

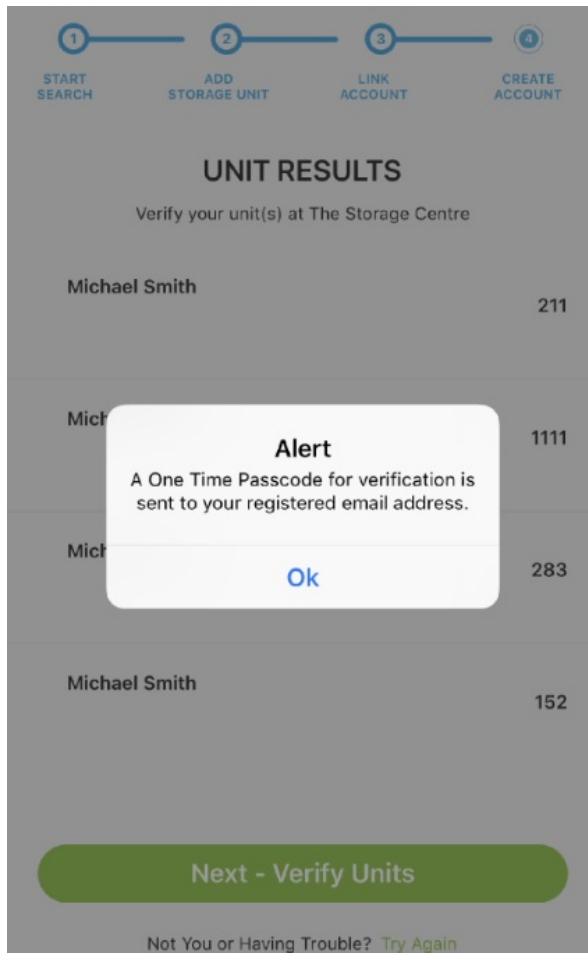
\*For iOS users, click in the “white space” to close your keypad)

Verify that the units listed belong to you, then click “Next – Verify Units”.

# One Time Passcode

An Email will automatically sent to the Email address on file with your storage facility with your one-time passcode to access MyStorPal.

If you need to know what Email address that is, please contact the facility directly.



From: echo@xpsusa.com  
To: Shannon Charbonneau  
Cc:  
Subject: MyStorPal Email Verification



## Email Verification

The MyStorPal mobile application has sent your OTP (One Time Password), it is 5HH5. Please input this code as requested in the MyStorPal app verification step.

# That's It!

Now just create your login by entering your Email address and a password that you'll easily remember.

Confirm the password by entering it a second time.

Then enter the one-time password sent to your Email and click "Create Account".